


TINY DOLCE FAR NIENTE MASKS

to make the coolest home theater or just play hide and seek and laugh more than usual,
it's up to you and your imagination!




INSTRUCTIONS:


1. CUT OUT THE MASK.
2. PLACE A PIECE OF CARDBOARD ON THE BACK TO MAKE IT STIFF.
3. ADD A STICK OR A PIECE OF ELASTIC CORD ON THE BACK.
4. ENCOURAGE YOUR KIDS AND WRITE YOUR VERY OWN DOLCE FAR NIENTE PLAY.

HAVE LOTS OF FUN!

SHARE YOUR IDEAS WITH US!


#TINYSTAYHOME





TINY

DON'T FORGET
THE TAIL!
WHERE WILL
YOU PLACE IT?



TINY